
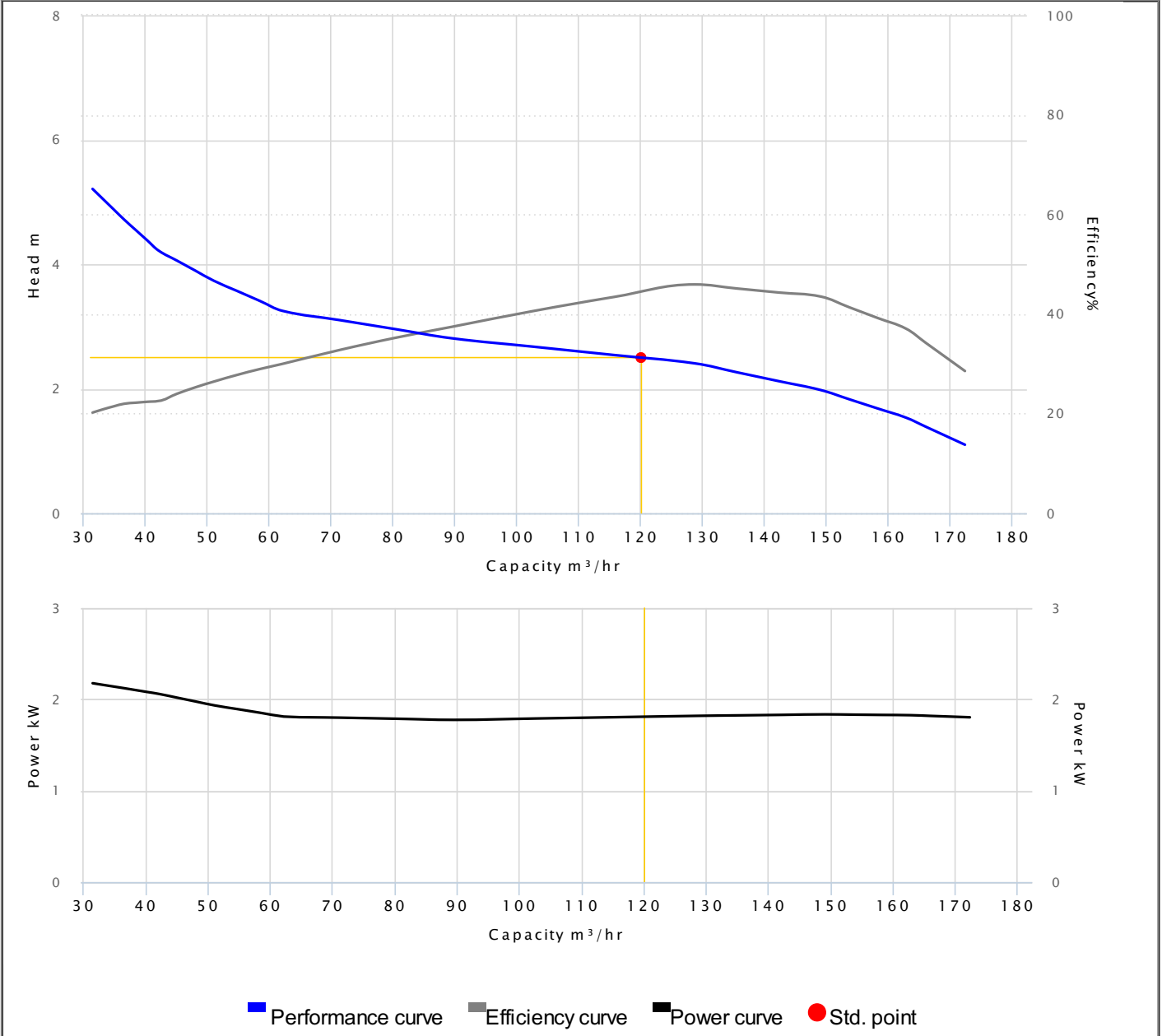
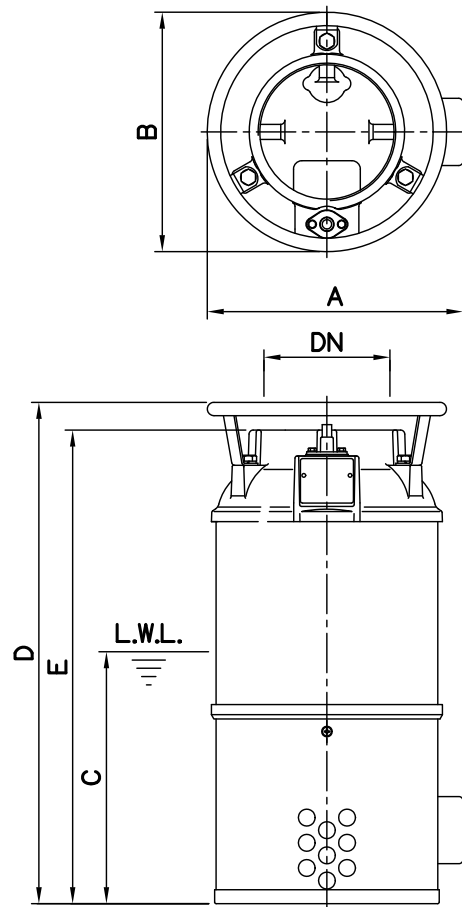


HCP PUMP

PUMP PERFORMANCE CURVES

| | | | |
|-------------------------|------------------------|---|---------|
| Model | L-63A |  | |
| Frequency | 50 Hz | | |
| Discharge | 6" / 150 mm | | |
| Power | 3 HP / 2.2 kW | | |
| Std. Head | 2.5 m | | |
| Std. Capacity | 120 m ³ /hr | | |
| Phase/Volt | 3 Ø / 380 V | | |
| Rated Current | 5.50 A | | |
| rpm | 4 P / 1420 rpm | | |
| Start Method | DIRECT | | |
| Insulation Class | F | Efficiency | 44.4 % |
| Solid Passage | 20 mm | Output | 1.81 kW |





| Outlet | | |
|---------------|----|----|
| Female Thread | | |
| NPT | PF | PT |

| Dimensions-mm | | | | | | | Weight:kg |
|---------------|-----|-----|-----|-----|-----|-----|-----------|
| Model | DN | A | B | C | D | E | WT1 |
| L-62A | 150 | 305 | 285 | 300 | 597 | 564 | 51 |
| L-63A | 150 | 305 | 285 | 300 | 597 | 564 | 52 |

| Dimensions-inch | | | | | | | Weight:lb |
|-----------------|----|----|--------------------------------|---------------------------------|--------------------------------|---------------------------------|-----------|
| Model | DN | A | B | C | D | E | WT1 |
| L-62A | 6 | 12 | 11 ¹ / ₄ | 11 ³ / ₁₆ | 23 ¹ / ₂ | 22 ³ / ₁₆ | 112 |
| L-63A | 6 | 12 | 11 ¹ / ₄ | 11 ³ / ₁₆ | 23 ¹ / ₂ | 22 ³ / ₁₆ | 115 |

L.W.L.:Lowest Running Water Level

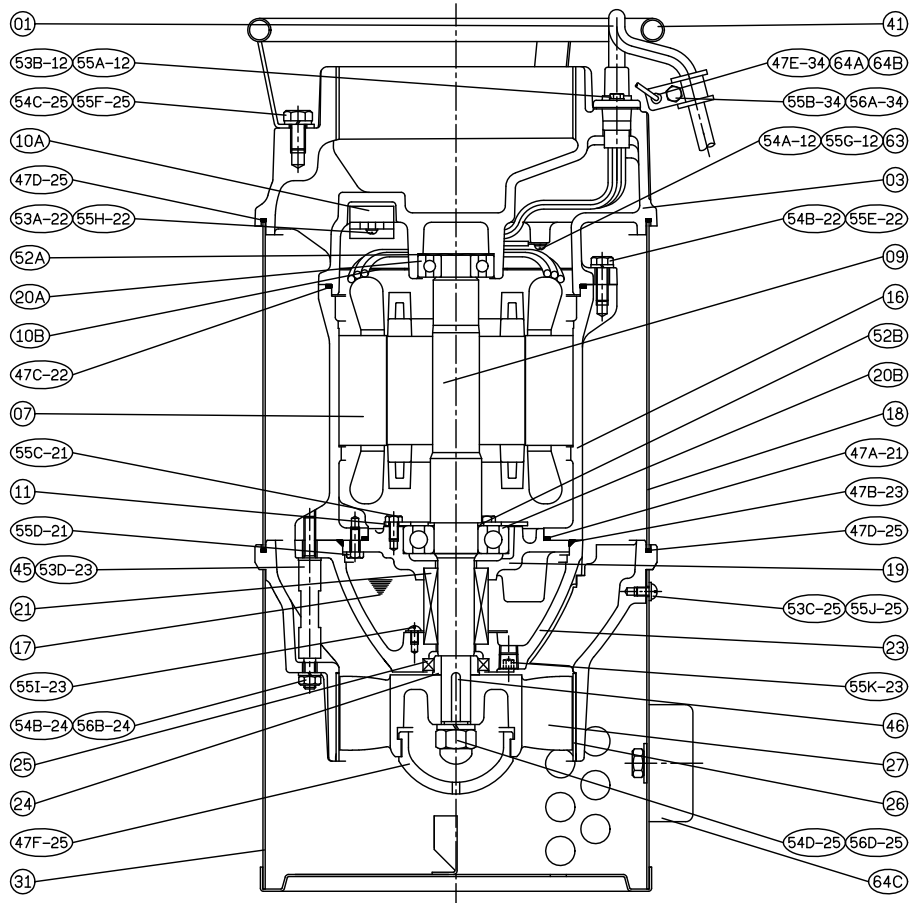
WT1:Pump Weight(Without Cable)

SECTIONAL VIEWS

NO: 06L00422A30-1

MODEL: L-62A / 63A

3Ø



| No. | Part name | Material | QTY | Remark |
|-----|--------------------|----------|-----|--------|
| 01 | Cable | | 1 | |
| 03 | Upper cover | FC200 | 1 | |
| 07 | Stator | | 1 | |
| 09 | Shaft end | SUS304 | 1 | |
| 10A | Auto-cut Protector | | 1 | |
| 10B | Protective Plate | | 1 | |
| 11 | Bearing fixer | SPCC | 1 | |
| 16 | Motor frame | FC200 | 1 | |
| 17 | Lubricant | | | |
| 18 | Outer cover | SUS304 | 1 | |
| 19 | Bearing bracket | FC200 | 1 | |
| 20A | Bearing | | 1 | |
| 20B | Bearing | | 1 | |

| No. | Part name | Material | QTY | Remark |
|-----|----------------------------------|---------------------|-----|--------|
| 21 | M.seal | CA / CE & SIC / SIC | 1 | |
| 23 | M. seal bracket | FC200 | 1 | |
| 24 | Oil seal bush | SUS304 | 1 | |
| 25 | Oil seal | NBR | 1 | |
| 26 | Casing | FC200 | 1 | |
| | +Wear ring | SUS304 | 1 | |
| 27 | Impeller | ALBC3 | 1 | |
| 31 | Strainer | SUS304 | 1 | |
| 41 | Handle | SUS304 | 1 | |
| 46 | Impeller key | SUS304 | 1 | |
| 47 | Packing | | | |
| 64C | Sacrificial aluminum anode plate | Al | 1 | |